

# The Piano Owner's Heads-Up Guide to Important Piano Maintenance



## Focus On: Vertical Piano Regulation



Information provided courtesy of:  
**Bill Davis, RPT**  
770.778.6881  
[bill@pianoplace.net](mailto:bill@pianoplace.net)


**The adjustments of your piano action related to touch have not been attended to recently and are causing the piano to be less than responsive. A job of regulation is in order and should be considered.**

To many pianists, a piano's touch is as important as its tone. (Touch refers to the efficiency and responsiveness of the mechanical action of the piano, and is what is responsible for giving a piano its full range of power from the silkiest of pianissimos to a crashing double forte.) When a piano begins to lose its mechanical efficiency, it is said to have gone out of regulation. Adjustments which were set at the factory no longer are accurate because of the compression of felt parts which serves as cushions to all the contact points in the action. **Exacting measurements and corresponding adjustments are needed at this time to put your piano back into proper regulation.**



### Explanation of Repair

A minimum job of regulation will include setting the hammer blow, taking up the lost motion, adjusting the hammer letoff, setting the key dip, and checking the amount of aftertouch. The action may need to be taken to the shop beforehand for related repair work, but the actual job of regulation is done at the piano. With any needed repair work to your piano action accomplished and the regulation of the action done to perfection, your piano will be more responsive and fun to play than it has been in a long time.



If you would like to have your vertical piano regulated, contact me at your convenience to set up an appointment. Working together, we can make sure that your piano is maintained correctly for your maximum enjoyment.

**Bill Davis, RPT**  
**The Piano Place GA**  
Appts: <http://bit.ly/2G4ICDJ>